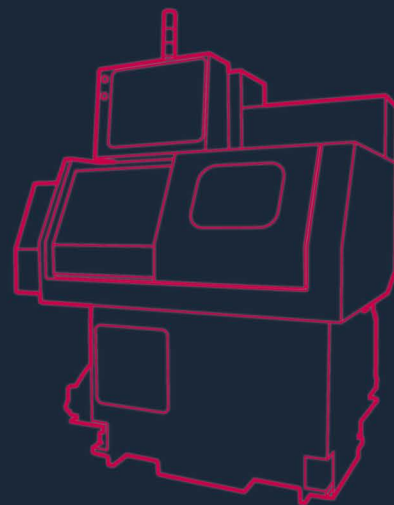


機型 / Model		RC-25HQ	RC-25EQ
加工能力 Capacity	最大加工直徑 Max. Turning Diameter	Ø26 mm	
	最大加工長度 Max. Turning Length	Ø100 mm	
	棒材最大直徑 Bar Capacity	Ø26 mm	
	最小輸入單位 Min. Input Unit	0.001 mm	
刀具 Tool	外徑刀具 O. D. Tool	16 mm	
	內徑刀具 I. D. Tool	C20 – ER16	
	內徑刀具襯套 I. D. Tool Bushing	6·8·10·12·16 x2 (Opt.)	
主軸 Spindle	主軸最高轉速 Max. Spindle Speed	6000 rpm	
	主軸鼻端 Spindle Nose	Ø85 mm	
軸向行程 Axis Stroke	X軸行程 X-axis Stroke	170 mm	220 mm
	Z軸行程 Z-axis Stroke	170 mm	
	X/Z軸快速移動 X/Z-axis Rapid Speed	16 m/min	
	主軸馬達 Spindle Motor	3 kw	
馬達 Motor	X/Z軸馬達 X/Z-axis Motor	0.75 kw	
	油壓馬達 Hydraulic Motor	0.75 kw	
	冷卻幫浦馬達 Coolant Pump Motor	0.37 kw	
	油箱容量 Coolant Tank Capacity	40 L	65 L
其他 General	機械尺寸 Machine Dimension	L1250 × W1020 × H1500 mm	L1500 × W1250 × H1630 mm
	機械重量 (淨重) Machine Weight (N. W.)	1300 kg	
	動力需求 Power Supply	AC / 3PH / 220V / 8kw	
	CNC控制器 CNC Controller	SYNTEC EZ / LNC T515i / MITSUBISHI-E70	

RAY FENG MACHINE

PRODUCTS CATEGORY
RC EQ



標準配備 Standard Accessories

- 車刀架上下座 Turning Tool Holders up base and down base x2
- 鑽孔軸 Drilling Shaft x3
- 鑽孔座(4孔) Drill Holder (4 holes) x4
- 油底盤 Oil Bottom Pan x1
- 擋料軸 Stop Bar x1

特殊選配 Optional Accessories

- 主軸筒夾 Spindle Collets (I48E #20, 161E #25)
- 成品輸送機 Parts Conveyor
- 側面動力刀具 (伺服馬達) (限RC-25EQ搭配SYNTEC EZ控制器)
- 鋸屑輸送機 Chip Conveyor with Cart
- Side Power Driven Tool (Servo Motor) (RC-25EQ with SYNTEC Controller ONLY)
- 油霧回收機 Oil Mist Collector
- 油壓六角刀塔 (限RC-25EQ) Hydraulic 6 Position Turret (RC-25EQ ONLY)
- 全自動穩壓器 Auto Volt. Stabilizer (10KVA)
- 全自動棒材送料機 Auto Bar Feeder Machine
- 全自動穩壓器 Auto Volt. Transformer & Stabilizer (10KVA)

本公司保留機械及其規格變更之權利，恕不另行通知。 Design and specification are subject to change without prior notice.
 機械在一公尺範圍內之噪音值平均為80分貝。 The sound pressure level is 80 dB(A) at the position of one meter outside the machine.



RAY FENG MACHINE CO., LTD. 瑞豐機械

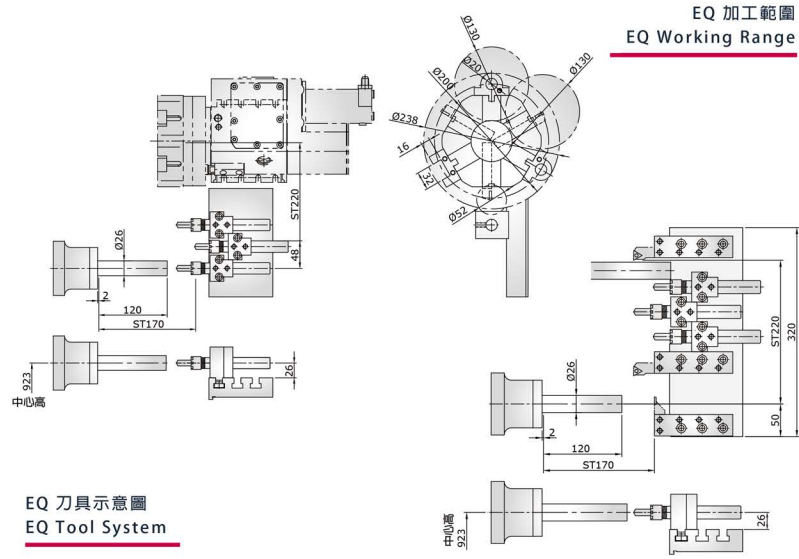
台南市仁德區大廟路77號
 No. 77, Dashun Rd., Rensde Dist., Tainan City 71757, Taiwan.
 Tel: 886-6-2716866
 Fax: 886-6-2713678
 E-mail: info@rfmcnc.com
 http://www.rfmcnc.com

RC EQ

簡潔經濟又實惠高效能櫥式CNC車床
Compact and Economical Gang Type CNC Lathe

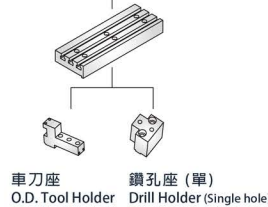
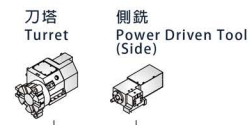
EQ系列採用櫥式刀座設計，可有效節省換刀時間。本機械適合用於二次加工專用機械，如加裝瑞豐機械自行研發設計之單件式自動送料裝置，亦可作為單件式自動加工，將有效節約時間人力成本。

The EQ series is ideal for dedicated small-part production, second operation parts or short runs. Gang type tooling provides fast tool changes for short cycle time. The EQ Lathe brings high performance and reliability to industries that are unable to fit a normal CNC Lathe into their factory. EQ also is designed for high production or rapid prototyping of small, precision parts.

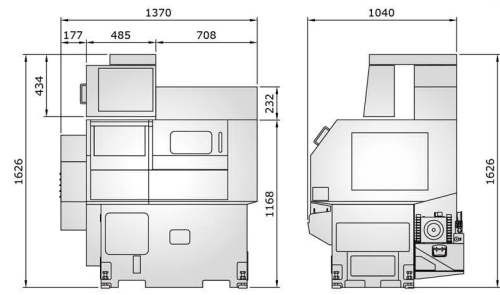


EQ 加工範圍
EQ Working Range

EQ 刀具示意圖
EQ Tool System




EQ 機械尺寸
EQ Machine Dimension




- 特色**
- 櫥式刀座系統擁有高精度的快速換刀與切削。
 - X、Z軸向使用線性滑軌並提供穩定性及高精度。
 - 可搭配一組伺服動力刀系統提供銑邊、攻牙、鑽孔。
 - 可搭配六刀位油壓刀塔。
- Features**
- Gang Type Tooling System has high speed cutting and High accuracy.
 - Linear Guide provide stable, accurate and Durable for X-axis and Z-axis.
 - Power driven tool can be chosen as optional for Tapping, Drilling, Grooving.
 - Turret can be chosen as optional.



伺服動力刀可有效提升加工能力
Power Driven Tool upgrade the processing performance



六刀位刀塔將提升高效率
Turret increases turning efficiency



可安裝多邊成型切角機
Polygon cutting function can be installed